Computer
Network
RSSS TRAINING
Recycle Bin
double click the RSSS TRAINING icon on your desktop

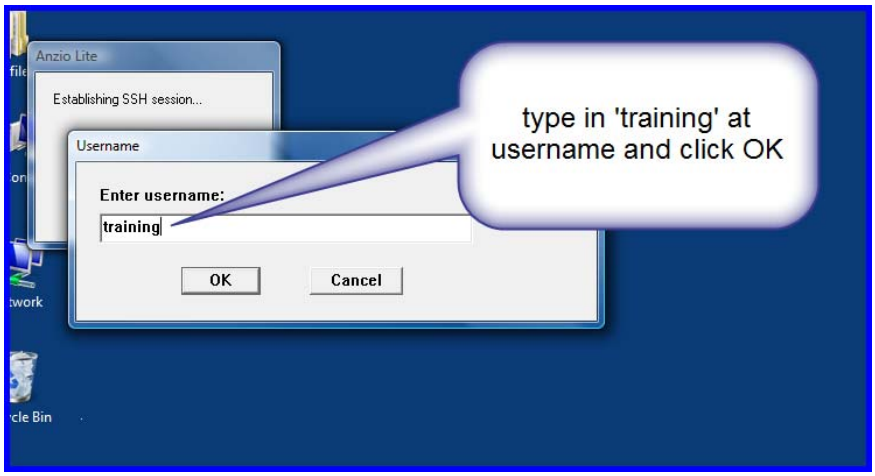
Anzio Lite
Establishing SSH session...
Username
Enter username:
training
OK
Cancel
type in 'training' at username and click OK

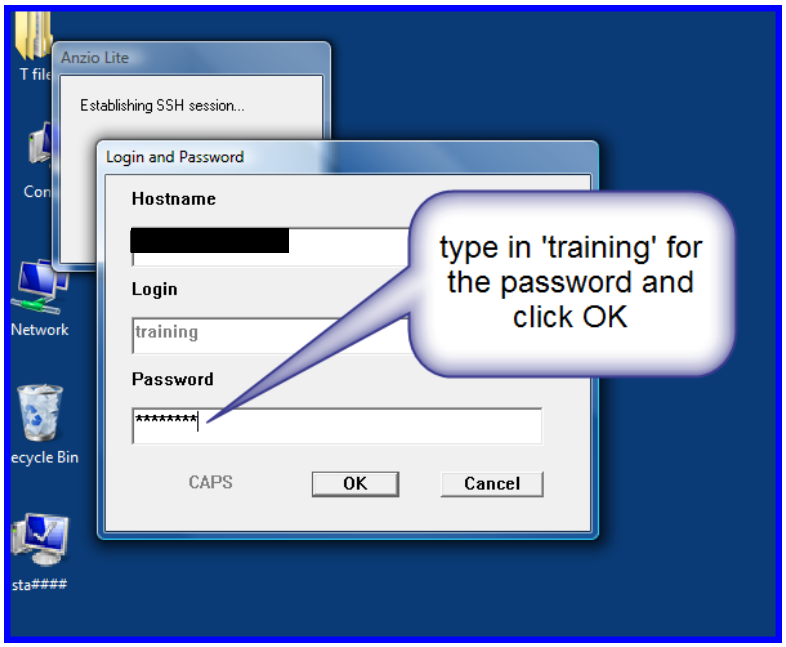
Anzio Lite
Establishing SSH session...
Login and Password
Hostname
[redacted]
Login
training
Password
****
CAPS
OK
Cancel
Network
type in 'training' for the password and click OK

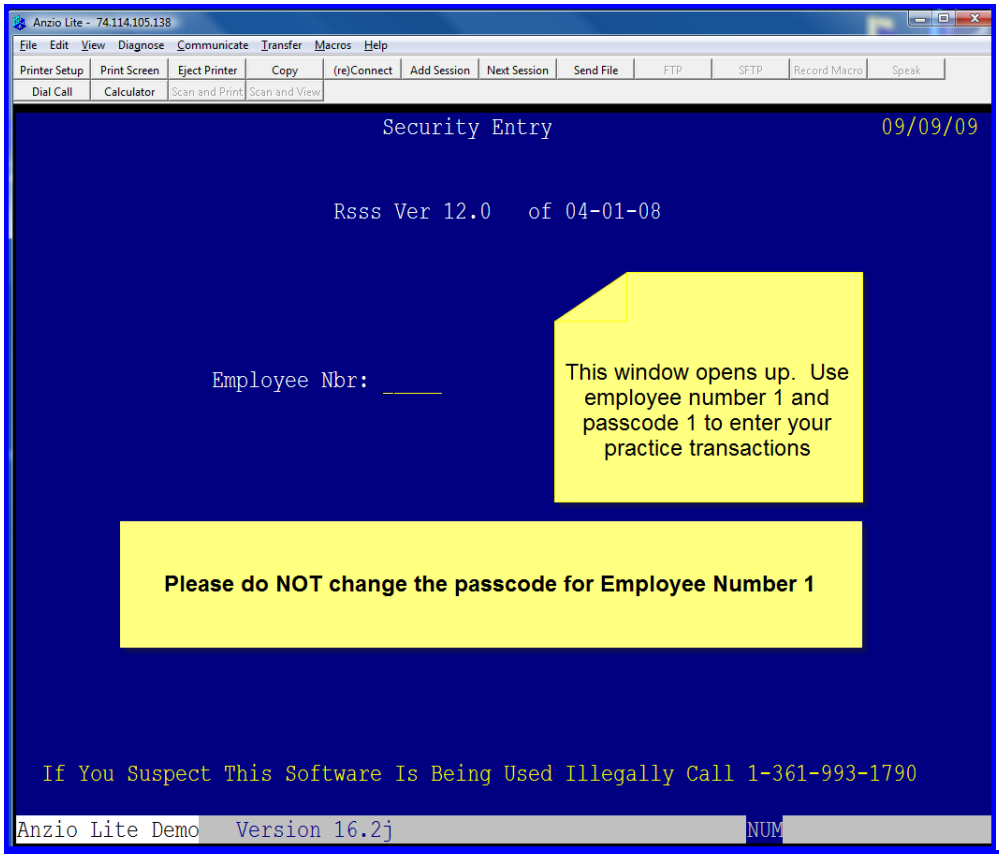
Anzio Lite - 74.114.105.138
File Edit View Diagnose Communicate Transfer Macros Help
Printer Setup Print Screen Eject Printer Copy (re)Connect Add Session Next Session Send File FTP SFTP Record Macro Speak
Dial Call Calculator Scan and Print Scan and View
Security Entry
09/09/09
Rsss Ver 12.0 of 04-01-08
Employee Nbr: _____
This window opens up. Use employee number 1 and passcode 1 to enter your practice transactions
Please do NOT change the passcode for Employee Number 1
If You Suspect This Software Is Being Used Illegally Call 1-361-993-1790
Anzio Lite Demo Version 16.2j
NUM

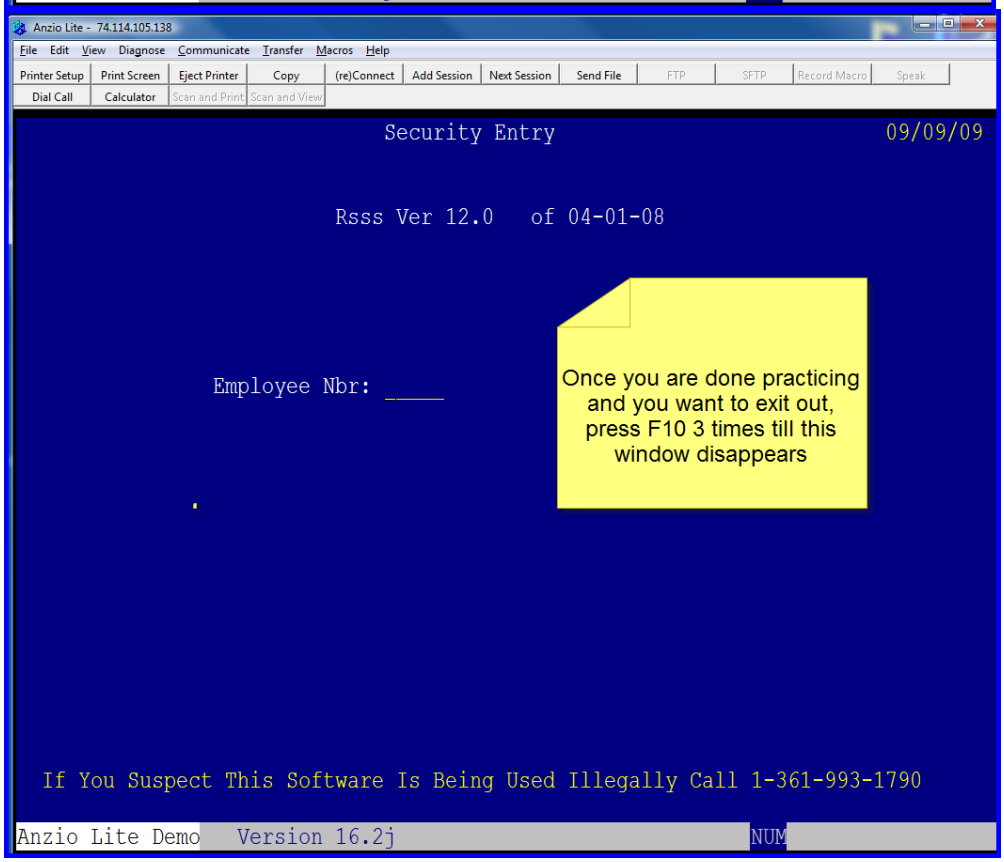
Anzio Lite - 74.114.105.138
File Edit View Diagnose Communicate Transfer Macros Help
Printer Setup Print Screen Eject Printer Copy (re)Connect Add Session Next Session Send File FTP SFTP Record Macro Speak
Dial Call Calculator Scan and Print Scan and View
Security Entry
09/09/09
Rsss Ver 12.0 of 04-01-08
Employee Nbr: _____
Once you are done practicing and you want to exit out, press F10 3 times till this window disappears
If You Suspect This Software Is Being Used Illegally Call 1-361-993-1790
Anzio Lite Demo Version 16.2j
NUM